

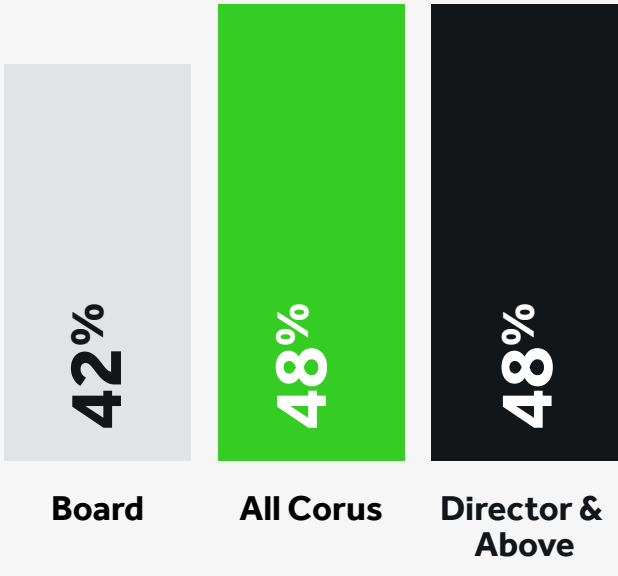
self-ID data

In November 2021, we launched a new Self-Identification Survey, which expanded on our existing survey questions. In our first year, over 70% of Corus people filled out the form.

Below is a high-level look at the groups who make up Corus. The information is based on data as of Aug. 31, 2022.

Please note: The statistics for Women represent gender data submitted by employees during employee profile creation and onboarding, which all employees fill out. The remaining statistics are based on information collected through our Self-ID Survey, which represents just over 70% of our population.

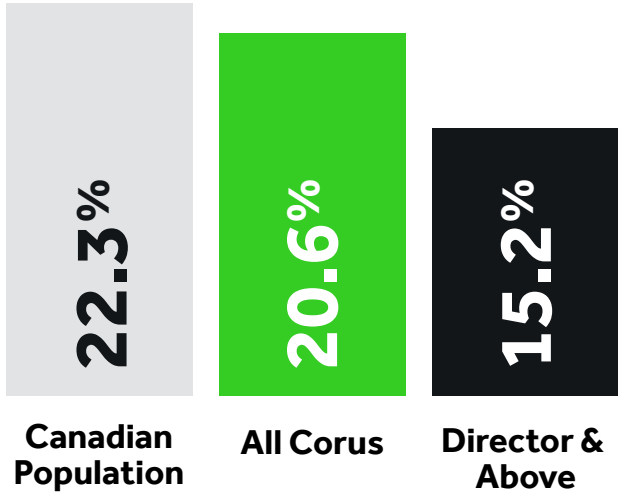
women



visible minority

Some notes on this data:


- The term “visible minority” is used in our Self-ID survey because as a federally regulated company we are required to use this terminology as part of the Legislated Employment Equity Program.
- When you see the term “N/A” that means that the group is 5 people or fewer and therefore we don’t report on the group as it conflicts with our privacy requirements to only report at an aggregate level.
- Canadian population numbers for the categories within Visible Minority have been estimated based on aligning Canadian Census numbers to Corus’s categories.



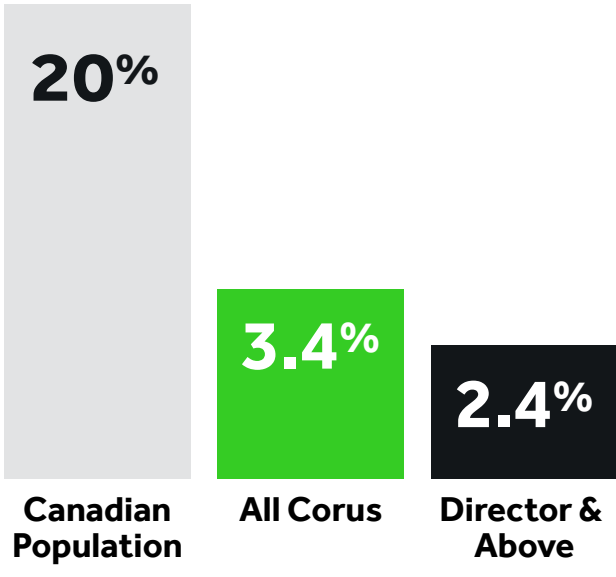
	Black	Latino	Western Asian Middle Eastern	South Asian Central Asian	East Asian	South East Asian
Corus Population	2.7%	1.0%	0.8%	3.8%	4.5%	3.3%
Directors & Above	2.1%	N/A	N/A	3.8%	4.2%	2.4%
Canadian Population	3.5%	1.3%	2.3%	5.7%	6.2%	3.2%

aboriginal

The term “Aboriginal” is used in our Self-ID survey because as a federally regulated company we are required to use this terminology as part of the Legislated Employment Equity Program.



persons with disabilities



According to the latest Statistics Canada information about disability, approximately 1 in 5 Canadians, or 6.2 million, aged 15 years and over, had one or more disabilities.

Please note that the definition of disability has been evolving in recent years and is more broad than many think, and includes “invisible” disabilities. While there are no statistics specifically tracking invisible disabilities, in Canada approximately 1 in 5 people will personally experience a mental health problem or illness, according to CAMH*.

*<https://cmha.ca/brochure/fast-facts-about-mental-illness/>

2SLGBTQ+

2SLGBTQ+ stands for Two-Spirited, Lesbian, Gay, Bisexual, Transgender, Queer. The plus represents other ways of expressing the diversity of terms for sexual orientation and gender identity.

